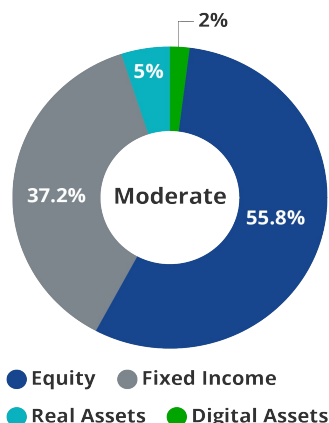


# Wealth Builder Plus Moderate Strategy



As of March 31, 2025

## Asset Allocation



## Fund Details

Inception Date	07/01/24
Number of Holdings	31

## Fees and Expenses\*

Acquired Fund Fees	0.20%
--------------------	-------

\*The fees quoted represent acquired fund fees of the underlying funds held by the Strategy.

## Model Description

Our Wealth Builder Plus Portfolios provide core exposure to equities and fixed income with a strategic allocation to real and digital assets. Security selection which marries the elements of both active and passive strategies allows the portfolio to adapt to changing markets. Its systematic investment approach including an opportunistic rebalancing framework focuses on maximizing diversification and monitoring risk at both the fund and the macro level to allow investors to optimize performance over the long-term.

## Top 10 Holdings

Holding Name	Ticker	Asset class	Classification	% of Net Assets
VANGUARD S&P 500 ETF	VOO	Equities	Beta	14.41
ISHARES 7-10 YEAR TREASURY BOND ETF	IEF	Fixed Income	Beta	9.13
INVESTCO QQQ TRUST SERIES I	QQQ	Equities	Beta	6.80
VANECK MOODY'S ANALYTICS IG CORPORATE BOND ETF	MIG	Fixed Income	Alpha	5.29
INVESTCO S&P 500 EQUAL WEIGHT ETF	RSP	Equities	Beta	5.03
ISHARES RUSSELL 1000 VALUE ETF	IWD	Equities	Beta	4.55
ISHARES 20+ YEAR TREASURY BOND ETF	TLT	Fixed Income	Beta	4.49
ISHARES 1-3 YEAR TREASURY BOND ETF	SHY	Fixed Income	Beta	4.40
VANECK MORNINGSTAR WIDE MOAT ETF	MOAT	Equities	Alpha	3.83
VANGUARD TOTAL INTERNATIONAL STOCK ETF	VXUS	Equities	Beta	3.18
<b>Top 10 Total</b>				<b>61.11</b>

These are not recommendations to buy or to sell any security. Securities and holdings may vary.

## Performance History: Average Annual Total Returns\* (%)

Month End as of 03/31/25	1 MO	3 MO	YTD	1 YR	3 YR	5 YR	10 YR	LIFE 07/01/24
Wealth Builder Plus Moderate Strategy (Net)	-2.01	-0.29	-0.29	--	--	--	--	4.91
Wealth Builder Plus Moderate Strategy (Gross)	-2.01	-0.29	-0.29	--	--	--	--	4.91
60% ACWI 40% US Broad Market Index	-2.46	0.14	0.14	--	--	--	--	3.95

Quarter End as of 03/31/25	1 MO	3 MO	YTD	1 YR	3 YR	5 YR	10 YR	LIFE 07/01/24
Wealth Builder Plus Moderate Strategy (Net)	-2.01	-0.29	-0.29	--	--	--	--	4.91
Wealth Builder Plus Moderate Strategy (Gross)	-2.01	-0.29	-0.29	--	--	--	--	4.91
60% ACWI 40% US Broad Market Index	-2.46	0.14	0.14	--	--	--	--	3.95

\*Returns less than one year are not annualized.

The performance data quoted represents past performance. Past performance is not a guarantee of future results. Investment return and principal value of an investment will fluctuate so that an investor's shares, when redeemed, may be worth more or less than their original cost. Performance may be lower or higher than performance data quoted. Please call 800.826.2333 or visit [vaneck.com](http://vaneck.com) for performance current to the most recent month ended.

VanEck's Wealth Builder portfolios are generally charged an asset based fee (which may be on a sliding scale with breakpoints dependent upon AUM).

Index returns are not Fund or Strategy returns and do not reflect any management fees or brokerage expenses. Certain indices may take into account withholding taxes.

Investors can not invest directly in the Index. Index returns assume that dividends have been reinvested.

The model is not a mutual fund or other type of security and will not be registered with the Securities and Exchange Commission as an investment company under the Investment Company Act of 1940, as amended, and no units or shares of the model will be registered under the Securities Act of 1933, as amended, nor will they be registered with any state securities regulator. Accordingly, the model is not subject to compliance with the requirements of such acts.

All investing is subject to risk, including the possible loss of the money you invest. As with any investment strategy, there is no guarantee that investment objectives will be met and investors may lose money. Diversification does not ensure a profit or protect against a loss in a declining market. Past performance is no guarantee of future results.

An investment in the Strategy may be subject to risks which include, but are not limited to, risks related to small- and medium-capitalization companies, emerging market issuers, foreign securities, foreign currency, equity securities, credit, interest rate, floating rate, commodities, underlying funds, derivatives, non-diversification, sector, market, economic, political, regulatory, world event, index tracking, cash transactions, operational, authorized participant concentration, no guarantee of active trading market, trading issues, passive management, fund shares trading, premium/discount risk and liquidity of fund shares, issuer-specific changes, and index-related concentration risks, all of which may adversely affect the Strategy. Emerging market issuers and foreign securities may be subject to securities markets, political and economic, investment and repatriation restrictions, different rules and regulations, less publicly available financial information, foreign currency and exchange rates, operational and settlement, and corporate and securities laws risks. Small- and medium-capitalization companies may be subject to elevated risks. Derivatives may involve certain costs and risks such as liquidity, interest rate, and the risk that a position could not be closed when most advantageous.

Investments in digital assets are subject to significant risk and are not suitable for all investors. It is possible to lose your entire principal investment.

# Wealth Builder Plus Moderate Strategy

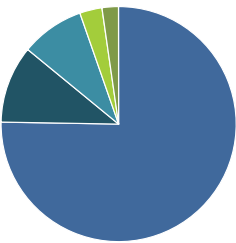
As of March 31, 2025

## Equity Classification

Classification	% of Net Assets
Beta	79.4
Alpha	20.6

## Equity Sub Asset Class

Sub Asset Class	% of Net Assets
U.S.	75.28
International Developed	10.67
Emerging Markets	8.72
Global	3.08
BDCs	2.26

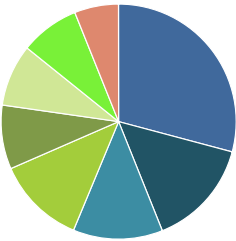


## Income Classification

Classification	% of Net Assets
Beta	54.2
Alpha	45.8

## Income Sub Asset Class

Sub Asset Class	% of Net Assets
Intermediate Duration Treasuries	29.16
U.S. IG Corporates	14.78
Short Duration Treasuries	12.34
Long Duration Treasuries	12.19
U.S. High Yield Corporates	8.79
CLOs	8.52
U.S. IG Floating Rate Corporates	8.15
High Yield Emerging Markets Corporates	6.07



### GIPS Disclosures

VanEck claims compliance with the Global Investment Performance Standards (GIPS®) and has prepared and presented this report in compliance with the GIPS standards. VanEck has been independently verified for the periods January 1, 2006 through June 30, 2024. The verification reports are available upon request. A firm that claims compliance with the GIPS standards must establish policies and procedures for complying with all the applicable requirements of the GIPS standards. Verification provides assurance on whether the firm's policies and procedures related to composite and pooled fund maintenance, as well as the calculation, presentation, and distribution of performance, have been designed in compliance with the GIPS standards and have been implemented on a firm-wide basis. Verification does not provide assurance on the accuracy of any specific performance report. The Wealth Builder Portfolios (Proprietary) composite's inception date is July 1, 2024 and the creation date is July 1, 2024. GIPS® is a registered trademark of CFA Institute. CFA Institute does not endorse or promote this organization, nor does it warrant the accuracy or quality of the content contained herein.

Wealth Builder Moderate (Proprietary) is a diversified, risk-balanced portfolio of U.S. listed ETFs that gains exposure to key asset classes. These include, U.S., developed international and emerging market equities, U.S. investment grade, high yield and emerging market debt, and commodity futures, gold bullion and natural resource equities. Additionally, the strategy may gain exposure, through U.S. listed ETFs, to more differentiated assets, such as digital assets and high yield alternatives. The strategy will re-balance periodically to maintain diversification and its overall risk profile. The Wealth Builder Portfolios (Proprietary) risk level is moderate. 100% of composite assets are proprietary.

60% ACWI 40% US Broad Market Index (6040MOD) is a blended index of 60% MSCI ACWI and 40% ICE BofA US Broad Market Index. MSCI All Country World Index (MXWD) is a free float-adjusted market capitalization index designed to measure the combined equity market performance of developed and emerging markets countries. ICE BofA US Broad Market Index (US00) tracks the performance of US dollar denominated investment grade debt publicly issued and settled in the US domestic market, including US Treasury, quasi-government, corporate, securitized and collateralized securities.

The composite returns represent the total returns of all fully discretionary portfolios within the Wealth Builder Portfolios (Proprietary) mandate. The returns of the portfolio are time-weighted, based on trade date accounting. VanEck's policy is to accrue interest income and recognize dividend income and short dividend expense as reported on ex-dividend date. Interest income is recognized when received. Interest, dividends, and capital gains accrued on foreign securities are reported net of non-reclaimable foreign withholding taxes. Portfolio valuations are based on market values and expressed in US Dollars.

Composite returns are shown gross and net of management fees while including the reinvestment of all income. Brokerage and transaction expenses such as exchange, duty, and commission fees are deducted from trade amounts to determine net transaction costs/proceeds which are reflected in both gross and net returns. Net of fee performance is calculated by deducting actual management fees and in some instances, performance based fees charged to each account.

Additional information regarding policies for valuing investments, calculating performance and preparing GIPS Reports are all available upon request.

Van Eck Associates Corporation (the "Adviser") has agreed to waive fees and/or pay Fund expenses to the extent necessary to prevent the operating expenses of the Fund (excluding acquired fund fees and expenses, trading expenses, taxes and extraordinary expenses). The expense limitation is expected to continue until the Fund's Board of Trustees acts to discontinue all or a portion of such expense limitation. A complete list of composite and limited distribution pooled fund descriptions and list of broad distribution pooled funds is available upon request.

The significant cash flow policy has been suspended for this composite since its inception.

VanEck is the marketing name for Van Eck Associates Corporation and its affiliated entities.

The performance shown is for the stated time period only; due to market volatility, each account's performance may be different. Returns are gross of management fees, net of transaction costs, and include the reinvestment of dividends. If the expenses were reflected, the performance shown would be lower. Returns greater than one year are annualized. Actual fees are described in Part 2A of Van Eck Associates Corporation's Form ADV and will vary depending on, among other things, the applicable fee schedule and account size. For example, if \$100,000 were invested and experienced a 10% annual return compounded monthly for 10 years, its ending value, without giving effect to the deduction of advisory fees, would be \$270,704 with annualized compounded return of 10.47%. If an advisory fee of 0.95% of the average market value of the account were deducted monthly for the 10-year period, the annualized compounded return would be 9.43% and the ending dollar value would be \$246,355.

Non-VanEck proprietary information contained herein has been obtained from sources believed to be reliable, but not guaranteed. No part of this material may be reproduced in any form, or referred to in any other publication, without express written permission of VanEck.

Broad-based securities indices are unmanaged and are not subject to fees and expenses typically associated with managed accounts or investment strategies. Investments cannot be made directly in an index. Past performance is no guarantee of future results.

© Van Eck Associates Corporation

FUND TICKER: PLMOPROP

800.826.2333

[VANECK.COM](https://www.vaneck.com)